

BigToneMusicBrewery

ROYAL BEAVER

User's Manual



Page 2 - The Basics

Page 3 - Not-so-obvious Operation

Page 4 - Settings

THE BASICS:

IN Jack: Plug your guitar into this jack

OUT jack: Plug your amp into this jack

9V jack: This is for use with a 9VDC power adaptor. Use a standard 9VDC negative 2.1mm tip adaptor.

FOOTSWITCH: Engages or bypasses the effect. When the LED status light is on, the effect is on.

Power Supply: Use a 9V battery. The LED status light will become dim when it is time to change your battery. The battery connection is inside the pedal. Unscrew the 4 screws on the back of the pedal and remove the lid. Replace the battery. Replace the lid and 4 screws.

Level Knob: Controls the volume output of the effect.

Tone Knob: Controls how much bass or treble is cut from the effect's frequency.

Sustain Knob: Controls the drive or distortion of the effect.

Not-so-obvious Operation:

4-way EQ switch: Changes the frequency response curve of the tone knob.

1. **Scooped** - classic big muff tone with scooped out mids
2. **Flat** - brings back the mids for a flat response when the tone knob is at noon.
3. **Mids** - Gives a little mid range boost
4. **None** - Removes the tonestack completely. This was a feature available on some vintage big muffs. Keep in mind that the tone knob will do nothing at all when in the NONE position. Also keep in mind that there will be a bit of a volume boost.

Toggle Switches: Turns each of the 3 transistor clipping stages on or off.

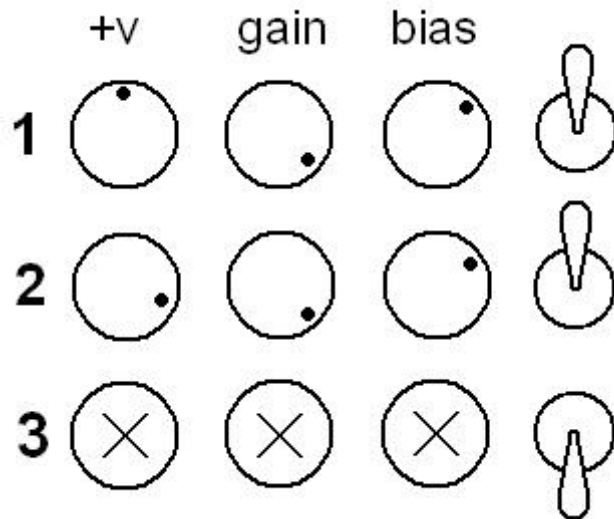
+V Knob: Controls the voltage to the collector of its respective transistor clipping stage. Turning this knob clockwise increase output

Gain Knob: Controls the gain of its respective transistor clipping stage. Turning this knob clockwise increases drive

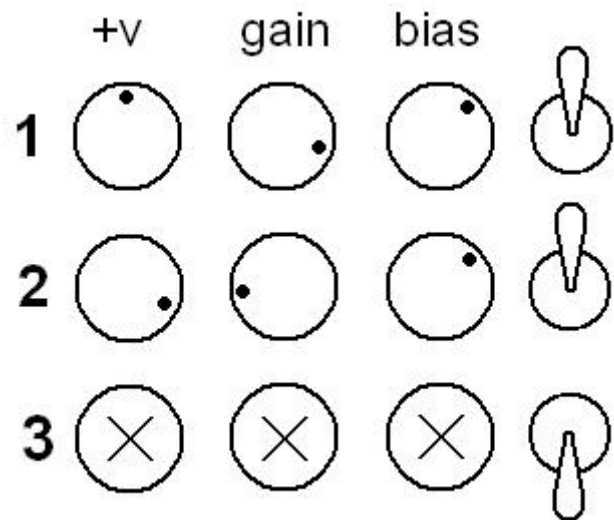
Bias Knob: Controls the bias voltage of its respective transistor clipping stage. Turning this knob clockwise increases sustain and attack. Turning this knob counter clockwise produces a gated effect.

Example Settings

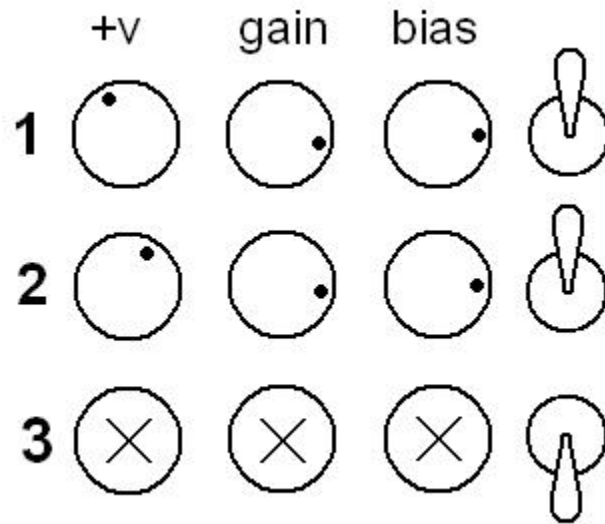
Triangle Era Version 1 (EQ switch: SCOOP)



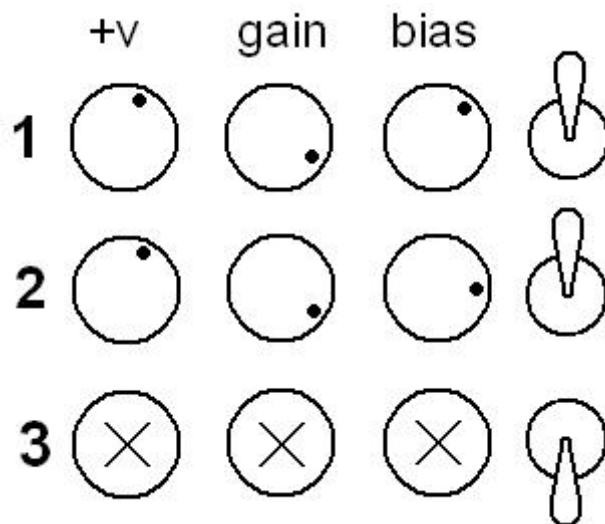
Triangle Era Version 2 (EQ switch: SCOOP)



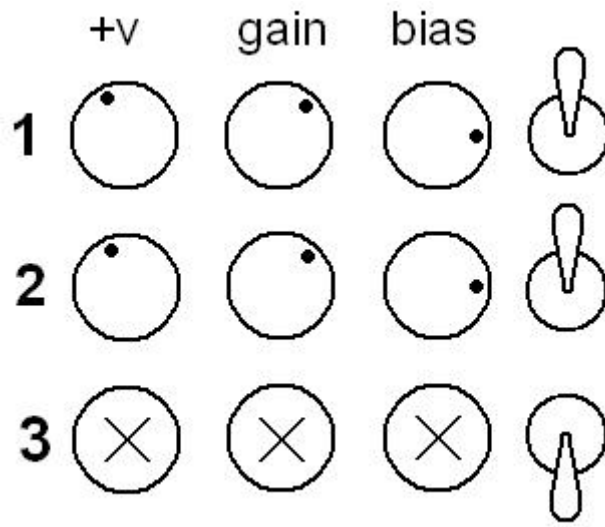
Ram's Head Era (EQ switch: SCOOP)



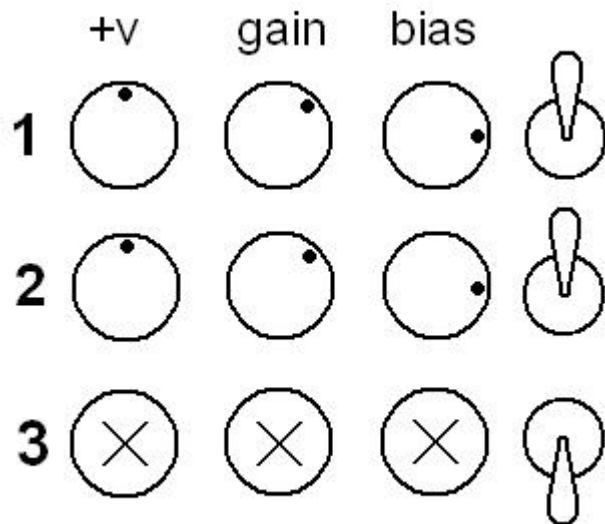
NYC Original (EQ switch: SCOOP)



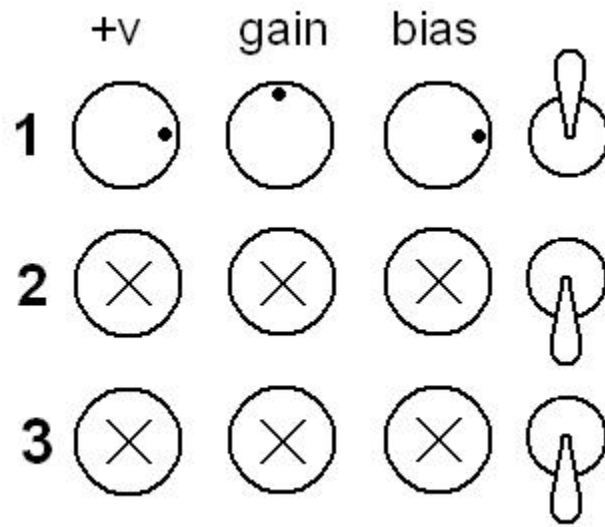
NYC Reissue (EQ switch: SCOOP)



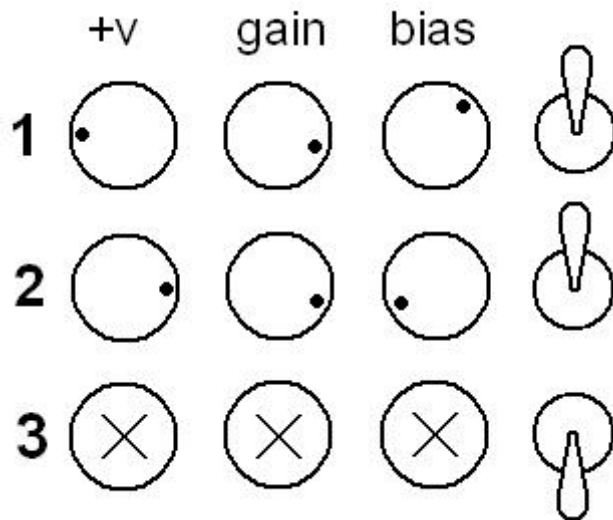
Green Russian (EQ switch: SCOOP)



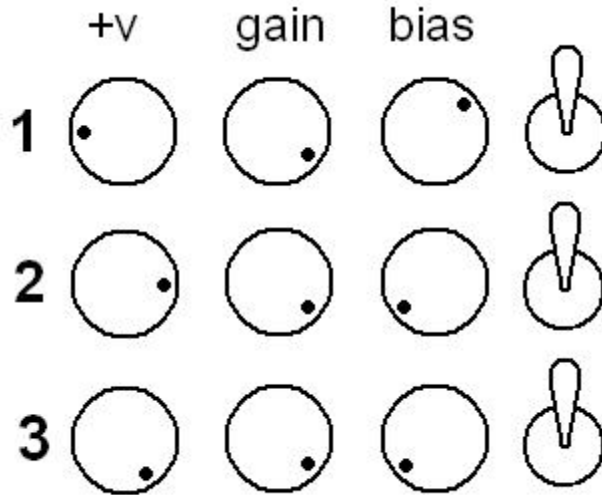
Overdrive (EQ switch: MIDS)



Velcro Fuzz (EQ switch: SCOOP)



Gated Swell Fuzz (EQ switch: FLAT)



Massive Fuzz (EQ switch: NONE)

