

Big Tone Music Brewery

Six Of Swords

Manual

Power Supply: Only use an Alkaline 9V battery or a 2.5mm 9VDC adaptor with negative tip. A battery and adaptor can be used simultaneously. The battery is disconnected when the adaptor is plugged in. Carbon 9V batteries can be used as well, but if you insist on using them, please be environmentally responsible and dispose of them properly.

Current Draw: 7.0mA

Controls:

“V” knob: Volume. Turning this knob clockwise increases volume output

“I” knob: Intensity. Turning this knob clockwise increases sustain, compression, and distortion saturation

“X” knob: Texture. Turning this knob clockwise give the distortion more of a “fuzz” characteristic. Turning this knob counter clockwise gives the distortion more of an overdrive characteristic

“B” knob: Bass. Turning this knob clockwise will boost bass frequencies. Counter clockwise will cut bass frequencies.

“T” knob: Treble. Turning this knob clockwise will boost treble frequencies. Counter clockwise will cut treble frequencies.

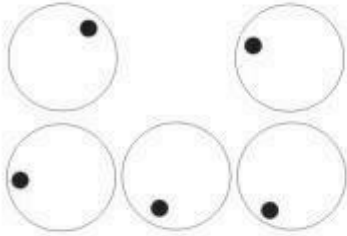
Using the “B” and “T” knobs together:

Setting the EQ correctly is a very important part of getting the kind of distortion you want. You can keep the “X” and “I” knobs in the same positions and get two completely different styles of distortion simply by changing the voicing of the EQ. The EQ on the Six of Swords is extremely interactive. It only has two bands, but it can give you a great deal of control over middle frequencies as well. You can reduce or “scoop” the mids by boosting both the treble and bass. Inversely, you can increase the mids, or create what is often referred to as a mid hump, by cutting both the bass and treble. Here are 3 rules of thumb when dialing in the tone you are after. 1. Most overdrive tones have a lot of presence so you will want to start with the “B” and “T” knobs somewhere below 12 o'clock. 2. Most fuzz tones have a very loose focus, so you will want to start with the “B” and “T” knobs around noon. 3. Most heavy distortions or metal tones have a tight focus, so you will want to start with the “B” and “T” knobs somewhere above 12 o'clock.

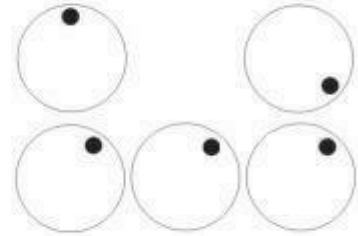
Try out some of the settings on the quick reference guide to get an idea of how to dial in some familiar tones.

Six of Swords Quick Tone Reference Guide

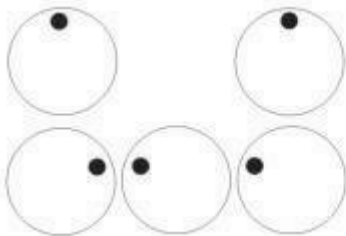
tubescreamer



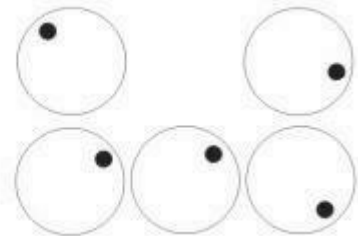
RAT



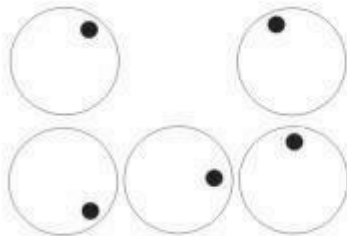
DS-1



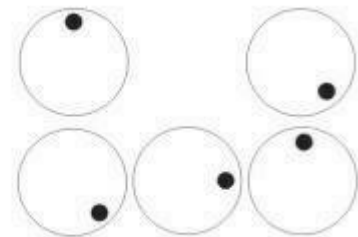
Shredmaster



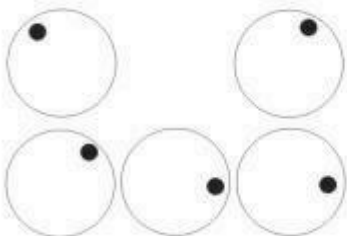
fuzz face



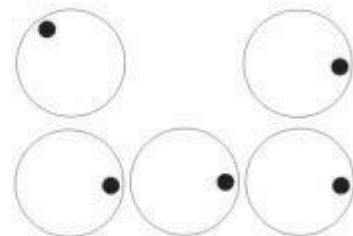
tonebender MKII



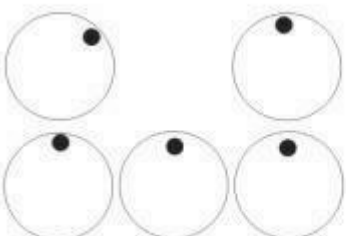
Ram's Head Big Muff



NYC Big Muff



MXR Dist+



DOD 250

